

TEK-SCOPE PLUS FHD VIDEO INSPECTION SYSTEM

Ideal-tek's TEK-SCOPE PLUS auto focus FHD camera provides optical magnification of 46x (27" monitor), and digital magnification up to 140x (92x recommended - 27" monitor)*. TEK-SCOPE PLUS produces high quality distortion free up to 1080p FHD images with no delay and with excellent depth of field.

LED lights give users shadow-free illumination. The large 310 mm working distance enables inspection of a wide variety of objects.

TEK-SCOPE PLUS has to be connected to a monitor.**

DisplayPort Output: Live-streaming images on your Monitor (FHD 1920x1080)

Use the remote control to zoom in and out, turn auto focus on or off, fine tune your focus, and much more all with a touch of a button. Simply connect the DisplayPort cable and run.

Save your images directly on USB stick

Snap shot mode. No computer needed. Just connect a USB stick to your TEK-SCOPE PLUS and press MODE button for few seconds on the remote.

USB Output: Live-streaming images on your PC (FHD 1920x1080)

Use the software toolbar to draw, take measurements, make image comparison and more. The software is preinstalled on the included USB flash drive or can be downloaded from www.ideal-tek.com. No drivers, no product keys necessary, simply install and run.

Ethernet Connection

Ethernet connection enables simultaneous screen sharing using IP address.



* Digital magnifications beyond these values are possible, but they bring noise to the image.

** Monitor not included

HARDWARE SPECS

Optical Magnification	46x optical - 27" Monitor
Frame rate	60 fps
Working distance	310 mm
Outputs	DisplayPort / Mini USB
Lighting	built-in angled LED
Weight	4,5 kg
Focus	Auto/Manual
Ethernet	Yes
ESD-safe	Yes
Plug Type	Type C (EU)
AC input	100-240V, 0.9-0.45A, 50-60Hz
DC output	12.0V - 3.0A, 36.0W MAX

MONITOR USE

Resolution	1920x1080 (Full HD)
Monitor Size	Optional
Monitor format detect	no
Image capture	directly on USB memory stick

COMPUTER and SOFTWARE

Resolution	1920x1080 (Full HD)
Operating system	Windows 10 or higher
Measurement functions	Yes

APPLICATIONS

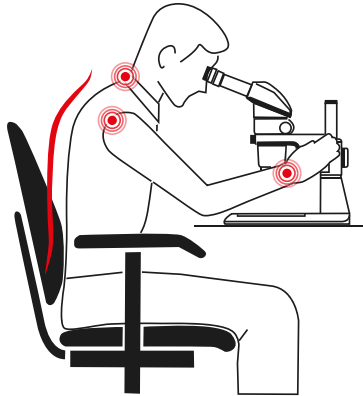
- MEDICAL DEVICE quality inspection and maintenance
- ELECTRONICS visual inspection of printed circuit boards
- AUTOMOTIVE control, rework
- ENGINEERING inspection of metal parts, cutting tools
- MEDICAL lab
- PHARMACEUTICALS lab
- AVIATION control, rework
- SECURITY passports control
- FORENSICS
- AGRICULTURAL analysis of seeds and grains
- and several more areas



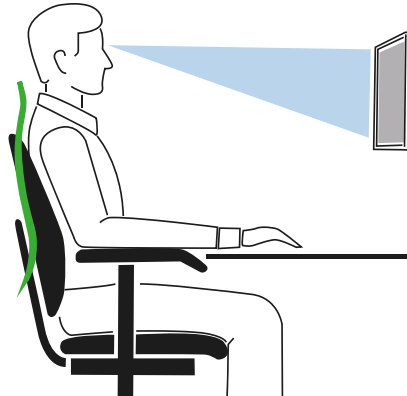
ERGONOMICS - no more neck pain, back pain or eye strain

Ergonomics plays an important role in employee productivity, stress level and overall job satisfaction.

The most vulnerable places in the body when using a standard microscope are the spine, shoulders and the neck muscles.



Standard Microscope



TEK-SCOPE PLUS

BODY LOCATION	EMPLOYEE PERCENTAGE
Neck	50-60
Shoulders	65-70
Back (Total)	70-80
Lower Back	65-70
Lower Arms	65-70
Wrists	40-60
Hands and Fingers	40-50
Legs and Feet	20-35
Eyestrain	20-50
Headaches	60-80

Percentage of medical problems reported by microscope operators

Ergonomically designed workplaces and products are essential for a workers wellbeing. Microscopy workstations are a high strain work area. TEK-SCOPE PLUS promotes correct posture thereby reducing and eliminating workplace related stress issues and injuries.

MAIN TEK-SCOPE PLUS ADVANTAGES


- Less physical stress than binocular microscopes
- User friendly system
- Longer working distances no risk of board contact. Sufficient clearance for assembly, repair and rework
- Auto focus frees hands and allows quick inspection of objects at different heights and magnifications
- Larger depth of field for easier and quicker work
- Remote control of magnification, focus, brightness, etc
- Save images directly on USB stick, no PC needed
- Ethernet connection to share screens simultaneously

COMPARED TO STEREO MICROSCOPES

	TEK-SCOPE PLUS	STEREO MICROSCOPE
Ergonomics	Excellent	Poor
Working distance	Excellent	Good
Depth of field	Excellent	Good
Field of view	Excellent	Good

ACCESSORIES

TEK-SCOPE PLUS accessories offer added convenience. For more information visit ideal-tek.com



TEK-XY
Inspection table
Precision x-y gliding stage
ESD SAFE



TEK-TILT-PLUS
360° Inspection table and 4D lens
Inspection from any angle
ESD SAFE

For detailed information, read the complete user manual

FoV WITH 3D LENS (27" monitor)

MAGNIFICATION	FIELD OF VIEW (X)	FIELD OF VIEW (Y)
1.5x	370 mm	215 mm
2x	285 mm	165 mm
3x	190 mm	110 mm
5x	115 mm	65 mm
10x	58 mm	33 mm
20x	29 mm	16.5 mm
30x	19 mm	10.5 mm
40x	14 mm	8 mm
45x	12.5 mm	7 mm
Digital Zoom		
50x	11.5 mm	6.5 mm
60x	9.8 mm	5.5 mm
70x	8.5 mm	4.5 mm
80x	7 mm	4 mm
90x	6.5 mm	3.5 mm
100x	5.8 mm	3.3 mm
200x	3 mm	1.5 mm
300x	2 mm	1 mm